

# BUILD ARTICLE & PHOTOS

## SABRE

All Balsa and Plywood Kit




Sabre is an EDF scale model kit. Kit contains precision laser cut selected balsa and ply parts, molded cowling, a clear canopy and necessary hardware. Classic construction meets a classic design. Assembles easily with the help of instructions and full size plan.

### *Specifications*

- Wing Span: 661mm
- Wing Loading: 5.2kg/m
- Fuselage length: 631mm
- Flying Weight: 625g
- EDF - FMS: 50mm-5300kv
- ESC: 40 Amps
- Battery: 3s 1800-2200 MAH Lipo


Sab01




Sab02




Sab03




Sab04



Sab05




Sab06



Sab07



Sab08




Sab09




Sab10



Sab11




Sab12



Sab13




Sab14




Sab15




Sab16




Sab17




Sab18




Sab19



Sab20



Sab21



Sab22




Sab23



Sab24



Sab25



Sab26



Sab27



Sab28




Sab29




Sab30




Sab31



Sab32




Sab33




Sab34




Sab35



Sab36



Sab37




Sab38




Sab39




Sab40




Sab41




Sab42




Sab43



Sab44



Sab45




Sab46



Sab47




Sab48




Sab49




Sab50




Sab51




Sab52




Sab53




Sab54



Sab55



Sab56




Sab57




Sab58




Sab59



Sab60




Sab61



Sab62



Sab63



Sab64



Sab65



Sab66




Sab67



Sab68



Sab69



Sab70



### Additional photos for more clarity.

